

Cost optimized 2-stage filter for 1-phase systems, very high sym. and asym. attenuation



Description

- Chassis: Screw-on, from top
- Line-filter in standard version, 2-stage, high attenuation
- Quick connect terminals 6.3 x 0.8 mm or screw terminals
- Especially effective against asymmetrical interferences in the frequency range from 10kHz up to 30MHz

Approvals

- VDE License Number: 40004673
- UL License Number: E72928

Characteristics

- Designed for increased requirements
- 2-stage line filter with increased attenuation
- Protection against interference voltage from the mains
- Special design for industrial application as: Frequency Converters, Stepper Motor Drives, UPS-Systems, Inverters
- Especially suitable for use in switching power supplies
- Qualified for use in equipment according IEC/EN 60950

References

[General Product Information](#)

Weblinks

[Approvals](#), [RoHS](#), [CHINA-RoHS](#), [e-Store](#), [SCHURTER-Stock-Check](#), [Distributor-Stock-Check](#)

Technical Data

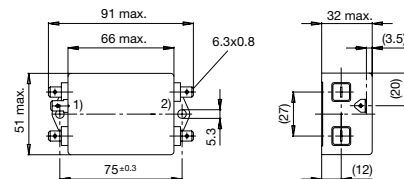
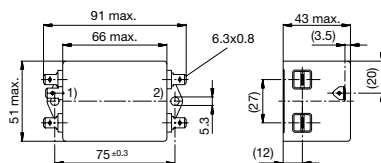
Ratings IEC	3 - 36A @ Ta 40 °C / 250 VAC; Hz 50
Ratings UL/CSA	3 - 36A @ Ta 40 °C / 125 VAC; 60Hz
Leakage Current	standard < 0.5 mA (250 V / 60Hz)
Dielectric Strength	> 1.7 kVDC between L-N > 2.7 kVDC between L/N-PE Test voltage (2 sec)
Allowable Operation Temp.	-25 °C to 100 °C
Climatic Category	25/100/21 acc. to IEC 60068-1
Protection Class	Suitable for appliances with protection class I acc. to IEC 61140
Terminal	Quick connect terminals 6.3 x 0.8 mm or screw terminals Current >24 A requires screw terminals
Material: Housing	Alu. anodised / Stainless Steel

Line Filter	Standard and Industrial Version, IEC 60939, IEC 60601-1, UL 1283, UL 544, EN 133 200, CSA C22.2 no. 8 Technical details
MTBF	> 200'000h acc. to MIL-HB-217 F

Dimensions

Case 48

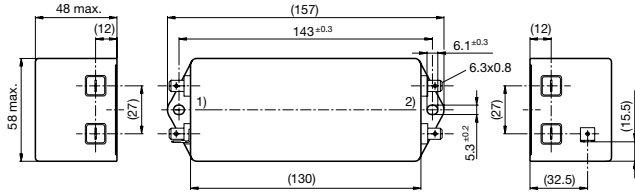
Case 49



1) Line
2) Load

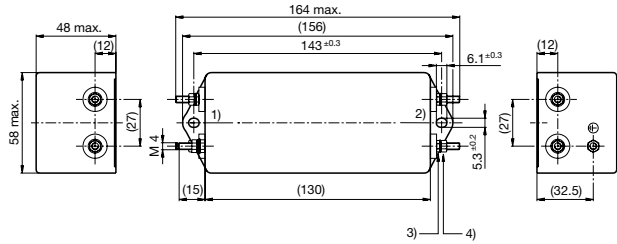
1) Line
2) Load

Case FF with quick connect terminals



- 1) Line
- 2) Load

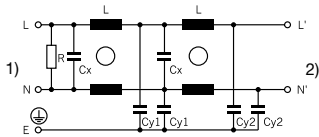
Case FF with screw terminals



- 1) Line
- 2) Load
- 3) Lock-nut do not unscrew
- 4) Nut torque 0.85...1 Nm, keep lock-nut fastened

Diagrams

Standard version

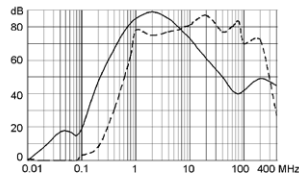


- 1) Line
- 2) Load

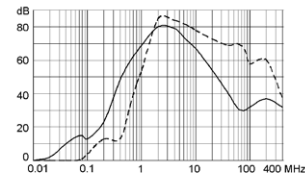
Attenuation Loss

--- differential mode ____ common mode

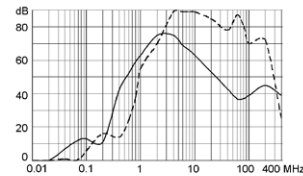
Standard version
3 A (5500.2058)



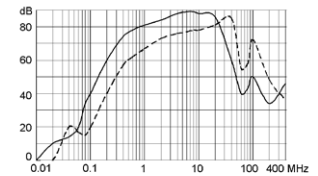
6 A (5500.2060)



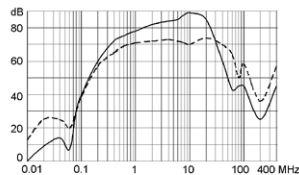
10 A (5500.2062)



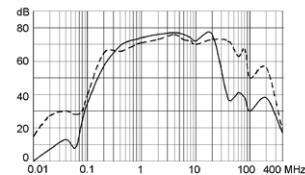
16 A



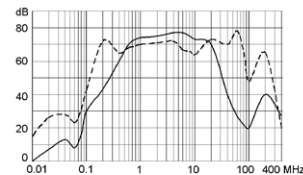
20 A



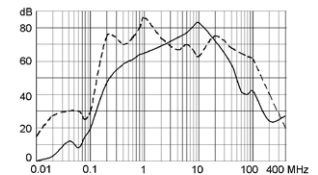
24 A

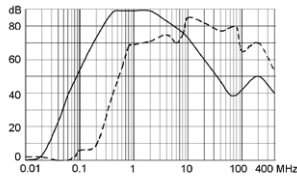


25 A

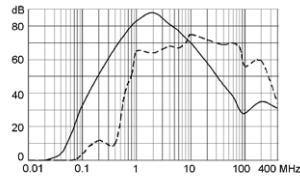


36 A

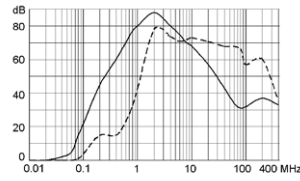


Industrial Version
3 A (5500.2059)

6 A (5500.2061)



10 A (5500.2063)



Variants

[Distributor-Stock-Check](#) | [SCHURTER-Stock-Check](#) | [e-Store](#)

Rated Current [A]	Filter-Type	Leakage Current [mA]	Terminal	L [mH]	Cx [μ F]	Cy1 [nF]	Cy2 [nF]	R [M Ω]	Weight [g]	Case	Order Number
3	Standard Version	0.25	Quick connect terminals	2 x 2	100	1.5	1	1	157	49	5500.2058
6	Standard Version	0.25	Quick connect terminals	2 x 0.8	100	1.5	1	1	159	49	5500.2060
10	Standard Version	0.25	Quick connect terminals	2 x 0.4	100	1.5	1	1	159	49	5500.2062
16	Standard Version	0.5	Quick connect terminals	2 x 2.8	1	-	4.7	1	200	48	5500.2218
20	Standard Version	0.5	Quick connect terminals	2 x 2.4	2.2	-	4.7	1	840	FF	5500.2219
24	Standard Version	0.5	Quick connect terminals	2 x 2	2.2	-	4.7	1	910	FF	5500.2220
25	Standard Version	0.5	Screw terminals M4	2 x 2	2.2	-	4.7	1	910	FF	5500.2221
36	Standard Version	0.5	Screw terminals M4	2 x 1.23	2.2	-	4.7	1	910	FF	5500.2222
3	Industrial Version	2.5	Quick connect terminals	2 x 2	100	22	1	1	157	49	5500.2059
6	Industrial Version	2.5	Quick connect terminals	2 x 0.8	100	22	1	1	159	49	5500.2061
10	Industrial Version	2.5	Quick connect terminals	2 x 0.4	100	22	1	1	159	49	5500.2063

Packaging unit

10 Pcs